

# Electricity Switching – February 2020

## Electricity switching reaches one million in the first months of 2020

Energy UK's latest electricity switching figures – published today – reveal that just over one million customers have switched so far in 2020 – up 20% on the same time last year.

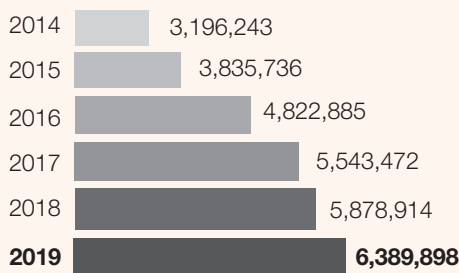
In February alone over half a million customers (558,836) moved to a new supplier– this is a 23% increase when compared to February 2019.

### Audrey Gallacher, Energy UK's interim chief executive, said:

“This a significant increase in switching numbers – hitting the one million mark in the first two months of the year shows that an increasing number of consumers take advantage of the competitive and innovative services on offer by around 60 suppliers.”

#### Notes for editors:

- ▶ To see the latest monthly switching stats, please visit [Energy UK's website](#).
- ▶ The rise in switching figures over last few years has been as follows:

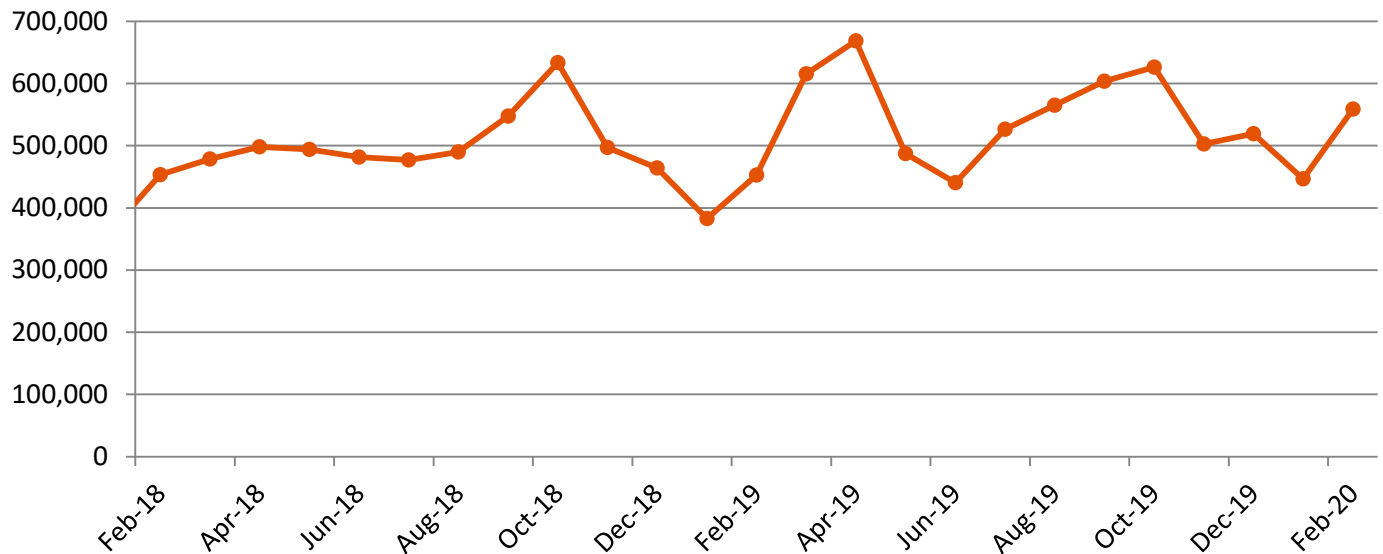


- ▶ Larger suppliers in the market consist of British Gas, EDF Energy, E.ON (including npower), OVO (including domestic business of SSE) and Scottish Power. This reflects recent mergers, with the domestic side of SSE now considered under OVO and npower under E.ON. This means that any switches between the merged parties are considered as internal and are not counted in our switching statistics which only reflect external switches. The non-domestic business of SSE is now considered a small and mid-tier supplier.
- ▶ The switching data is now supplied by Gemserv (starting from September 2018). Gemserv Limited is the service company contracted by the MRA Service Company (MRASCo) to provide services in support of the MRA including the management of its governance and providing specialised expertise to MRASCo in support of the growing electricity retail market. Historical data up to August 2018 was provided by Electralink.
- ▶ The data referenced in these reports is for electricity only. These figures include both domestic (Profile Classes 1 and 2) & non-domestic customers (Profile Classes 3-8 and 0) but do not include customers transferred to another supplier as a result of the Supplier of Last Resort process (SOLR).
- ▶ These figures do not include internal electricity switching. Such statistics can be found on the [Ofgem website](#).

## Change of Supply Event

A 'Change of Supply Event' is the industry term for describing when a domestic or non-domestic customer switches from one supplier to another. The total number of electricity switches in February was 558,836.

### Total number of switches

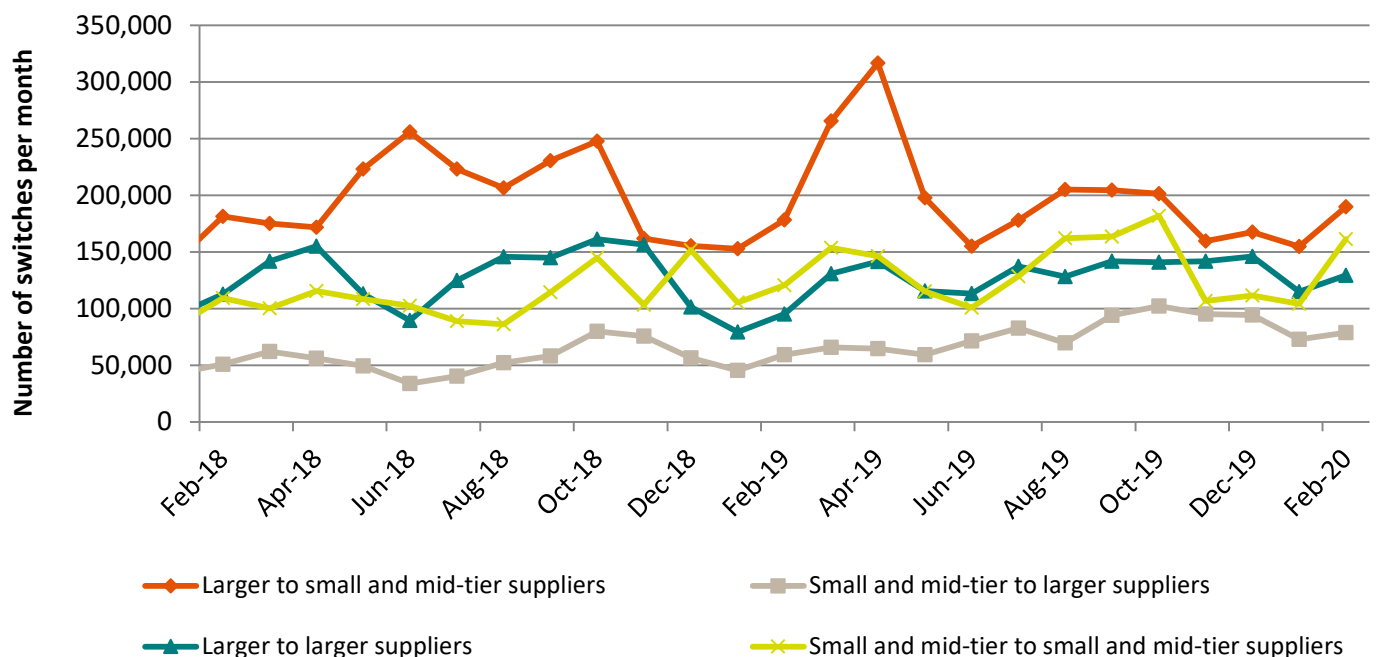


## Movement between supplier groups

In February 2020, of all switches:

- ▶ **34%** were from larger to small and mid-tier suppliers
- ▶ **14%** were from small and mid-tier to larger suppliers
- ▶ **22%** were between larger suppliers
- ▶ **29%** were between small and mid-tier suppliers

### Movement between small and mid-tier and larger suppliers



Larger suppliers in the market include British Gas, EDF Energy, E.ON (including npower), OVO (including the domestic business of SSE) and Scottish Power. Small and mid-tier suppliers consist of all the other suppliers who are licensed by Ofgem to supply electricity.

## Gains by small and mid-tier suppliers

In February the net gain\* by small and mid-tier suppliers was 109,673 or 20% of all switches.

\*Net gain is the number of switches from larger to small and mid-tier suppliers minus the number of switches from small and mid-tier to larger suppliers.

### A breakdown of all switches

Month Year	Larger to small and mid-tier suppliers	Small and mid-tier to larger suppliers	Larger to larger suppliers	Small and mid-tier to small and mid-tier suppliers	Total switches
<b>Feb-20</b>	<b>189,641</b>	<b>79,968</b>	<b>125,322</b>	<b>163,905</b>	<b>558,836</b>
Jan-20	154,707	72,862	114,999	104,182	446,750
Dec-19	167,443	94,336	146,030	111,534	519,343
Nov-19	159,409	95,084	141,627	106,697	502,817
Oct-19	201,248	102,138	140,949	181,949	626,284
Sept-19	204,344	93,873	141,611	163,572	603,400
Aug-19	204,923	69,640	128,208	162,043	564,814
Jul-19	177,821	82,680	137,129	128,540	526,170
Jun-19	155,058	71,477	113,119	100,669	440,323
May-19	197,623	59,137	115,394	115,077	487,231
Apr-19	316,456	64,492	141,325	146,098	668,371
Mar-19	265,562	65,783	130,683	153,475	615,503
Feb-19	178,176	59,134	95,059	120,608	452,977
Jan-19	152,792	45,383	79,354	105,136	382,655
Dec-18	155,282	56,320	101,229	151,547	464,378
Nov-18	161,754	75,512	156,529	103,255	497,050
Oct-18	247,611	79,794	161,161	144,672	633,238
Sept-18	230,317	58,124	144,886	114,333	547,660
Aug-18	205,109	52,761	151,858	85,111	494,839
Jul-18	223,173	40,359	124,643	88,931	477,106
Jun-18	255,888	33,825	89,478	102,486	481,677
May-18	223,182	49,413	112,933	108,384	493,912
Apr-18	171,616	56,099	154,959	115,523	498,197
Mar-18	174,946	62,054	141,663	100,068	478,731
Feb-18	181,211	50,655	112,588	109,106	453,560