

# Electricity Switching – July 2021

## Switching figures take a summer dip

Over 452,000 customers moved to a new supplier in July, Energy UK’s latest electricity switching figures have shown.

This represents a 13% decrease in the numbers compared to July last year but a slight increase on the five-year monthly average of 449,000.

So far this year a total of 3.4 million customers have changed supplier, a 1% decrease compared to the equivalent period in 2021.

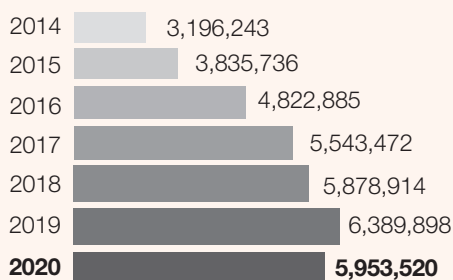
### Emma Pinchbeck, Energy UK’s chief executive, said:

“Despite a fall in the numbers compared to July 2020, we’re still seeing the best part of half a million customers switching each month. And while the monthly figures are more volatile than in the past, the overall numbers are nearly keeping track with last year.

“Although higher wholesale costs are affecting fixed term deals, it’s still worth taking a few minutes to see if you can save money – either by talking to your own supplier or looking at what’s on offer in the rest of the market. And if you choose to move to a supplier signed up to the [Energy Switch Guarantee](#), you can be assured that the process will be simple, speedy and safe.”

### Notes for editors:

- ▶ To see the latest monthly switching stats, please visit [Energy UK’s website](#).
- ▶ The rise in switching figures over last few years has been as follows:

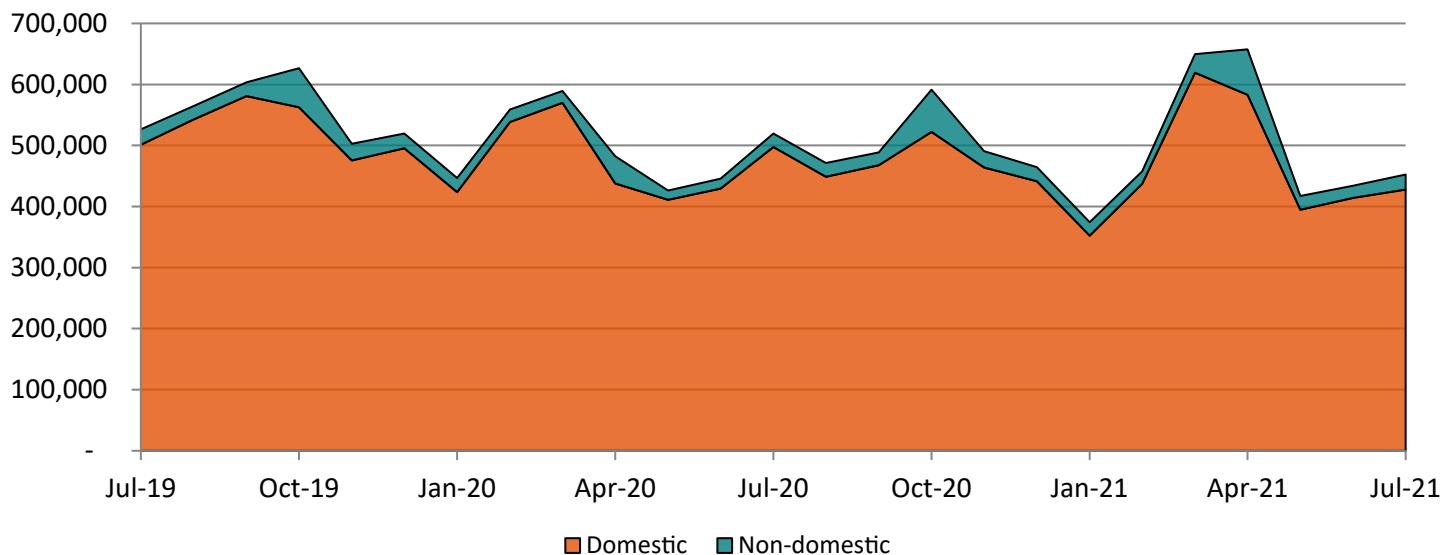


- ▶ From December 2020, larger suppliers in the market are British Gas, Bulb, EDF Energy, E.ON (including npower), Octopus Energy, OVO (including domestic business of SSE) and Scottish Power. This is based on Ofgem’s revised definition of classifying all suppliers with a market share of 5% or above in either fuel as larger.
- ▶ Genserv Limited is the service company contracted by the MRA Service Company (MRASCo) to provide services in support of the MRA including the management of its governance and providing specialised expertise to MRASCo in support of the growing electricity retail market.
- ▶ The data referenced in these reports is for electricity only. These figures include both domestic (Profile Classes 1 and 2) & non-domestic customers (Profile Classes 3-8 and 0) but do not include customers transferred to another supplier as a result of the Supplier of Last Resort process (SOLR). Also, any switches between merged parties are considered as internal and are not counted in our switching statistics.
- ▶ These figures do not include internal electricity switching. Such statistics can be found on the [Ofgem website](#).

## Change of Supply Event

A 'Change of Supply Event' is the industry term for describing when a domestic or non-domestic customer switches from one supplier to another. The total number of electricity switches in 452,461 (13% decrease from July 2020)

### Total number of switches

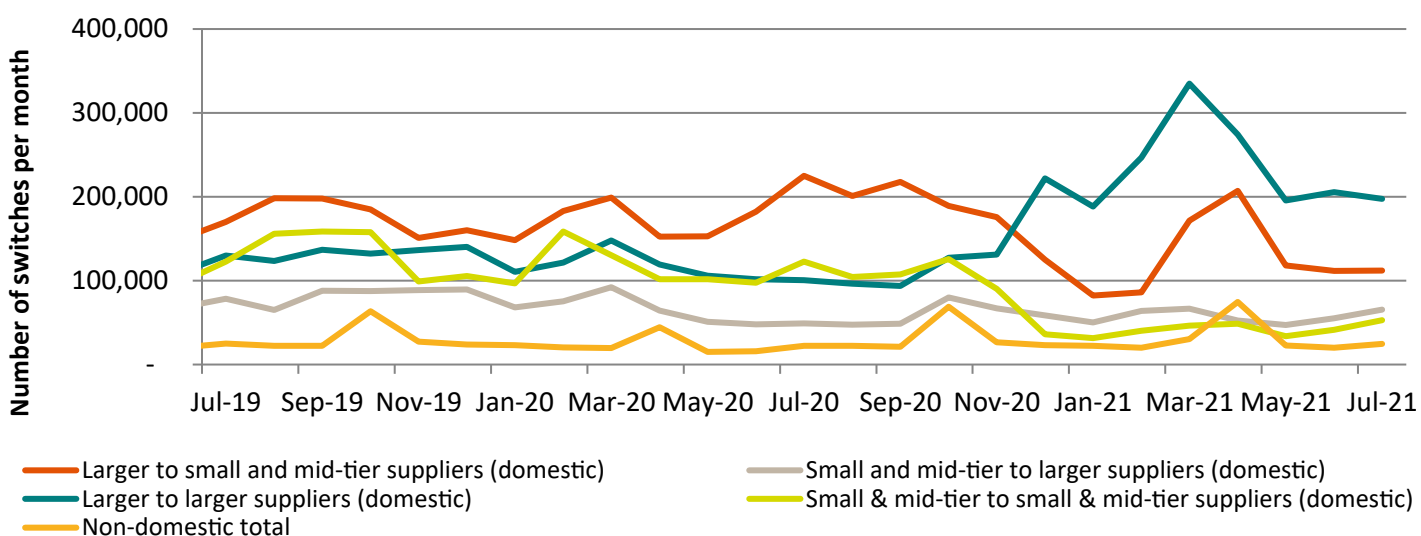


## Movement between supplier groups

In July 2021, of all switches:

- ▶ **26%** were from larger to small and mid-tier suppliers
- ▶ **15%** were from small and mid-tier to larger suppliers
- ▶ **46%** were between larger suppliers
- ▶ **12%** were between small and mid-tier suppliers

### Movement between small and mid-tier and larger suppliers



Larger suppliers in the market include British Gas, Bulb, EDF Energy, E.ON (including npower), Octopus Energy, OVO (including the domestic business of SSE) and Scottish Power. Small and mid-tier suppliers consist of all the other suppliers who are licensed by Ofgem to supply electricity.

## Gains by small and mid-tier suppliers

In July the net gain\* by small and mid-tier suppliers was 46,282 or 11% of all switches.

\*Net gain is the number of switches from larger to small and mid-tier suppliers minus the number of switches from small and mid-tier to larger suppliers.

### A breakdown of all switches

Month Year	Breakdown of domestic switches				Totals		
	Larger to small and mid-tier suppliers	Small and mid-tier to larger suppliers	Larger to larger suppliers	Small and mid-tier to small and mid- tier suppliers	Total domestic switches	Total non- domestic switches	Total
<b>July-21</b>	<b>111,855</b>	<b>65,573</b>	<b>197,565</b>	<b>52,722</b>	<b>427,715</b>	<b>24,746</b>	<b>452,461</b>
June-21	111,802	55,245	205,317	41,580	413,944	19,924	433,868
May-21	118,042	47,118	195,459	33,919	394,538	22,808	417,346
Apr-21	207,136	52,673	274,357	48,803	582,969	74,568	657,537
Mar-21	171,583	66,506	334,957	46,254	619,300	30,268	649,568
Feb-21	86,231	64,037	246,853	40,261	437,382	20,065	457,447
Jan-21	82,188	50,282	188,286	31,405	352,161	22,189	374,350
Dec-20	124,821	58,517	221,731	36,261	441,330	23,119	464,449
Nov-20	175,605	66,884	131,039	90,370	463,898	26,562	490,460
Oct-20	189,214	80,018	127,417	125,644	522,293	68,863	591,156
Sept-20	217,722	48,848	93,577	107,284	467,431	21,349	488,780
Aug-20	200,980	47,400	96,222	104,347	448,949	22,492	471,441
Jul-20	225,074	48,958	100,637	122,683	497,352	22,348	519,700
Jun-20	182,330	47,949	101,842	97,466	429,587	15,964	445,551
May-20	150,382	50,228	106,370	92,667	399,647	14,915	414,562
Apr-20	155,120	62,928	120,713	89,289	428,050	44,488	472,538
Mar-20	199,087	92,166	147,903	130,458	569,614	19,683	589,297
Feb-20	183,002	75,431	120,945	159,123	538,501	20,335	558,836
Jan-20	148,132	68,237	110,455	96,772	423,596	23,154	446,750
Dec-19	159,973	89,357	140,351	105,590	495,271	24,072	519,343
Nov-19	150,814	88,933	136,475	99,151	475,373	27,444	502,817
Oct-19	184,932	87,502	132,204	157,976	562,614	63,670	626,284
Sept-19	197,678	87,988	136,805	158,578	581,049	22,351	603,400
Aug-19	198,195	65,070	123,575	155,737	542,577	22,237	564,814
Jul-19	169,984	78,341	130,014	122,694	501,033	25,137	526,170