

Electricity Switching – October 2022

October switching figures published

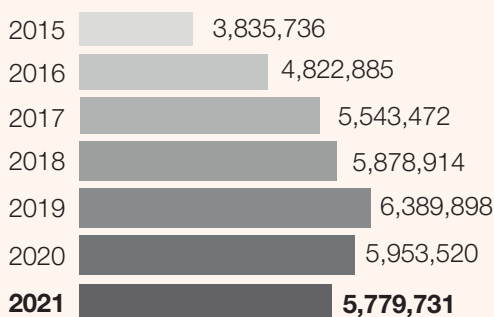
Energy UK’s electricity switching figures, published this week, show that over 150,000 (152,571) customers switched to a new supplier in October 2022.

In October, only 152,571 consumer switched to a new supplier, which it’s a rise compared to September (95,261). However, the number of switches was still down by 65% in October 2022 compared to a year before. As seen in previous months, most switches occurred between larger suppliers (53%), followed by larger to small and mid-tier (24%), small and mid-tier to larger (15%), and only 8% were between small and mid-tier suppliers.

The rise in the number of switches between September and October can mostly be put down to a spike in the number of non-domestic customers changing electricity supply. Typically, a lot of business switch in October and 77,000 found a new supplier this October compared to 19,000 the month before. It is likely to fall back down again next month. This level of switching activity is unlikely to be sustained and responds to market changes among businesses which normally occurs in April and October.

Notes for editors:

- ▶ To see the latest monthly switching stats, please visit [Energy UK’s website](#).
- ▶ The rise in switching figures over last few years has been as follows:

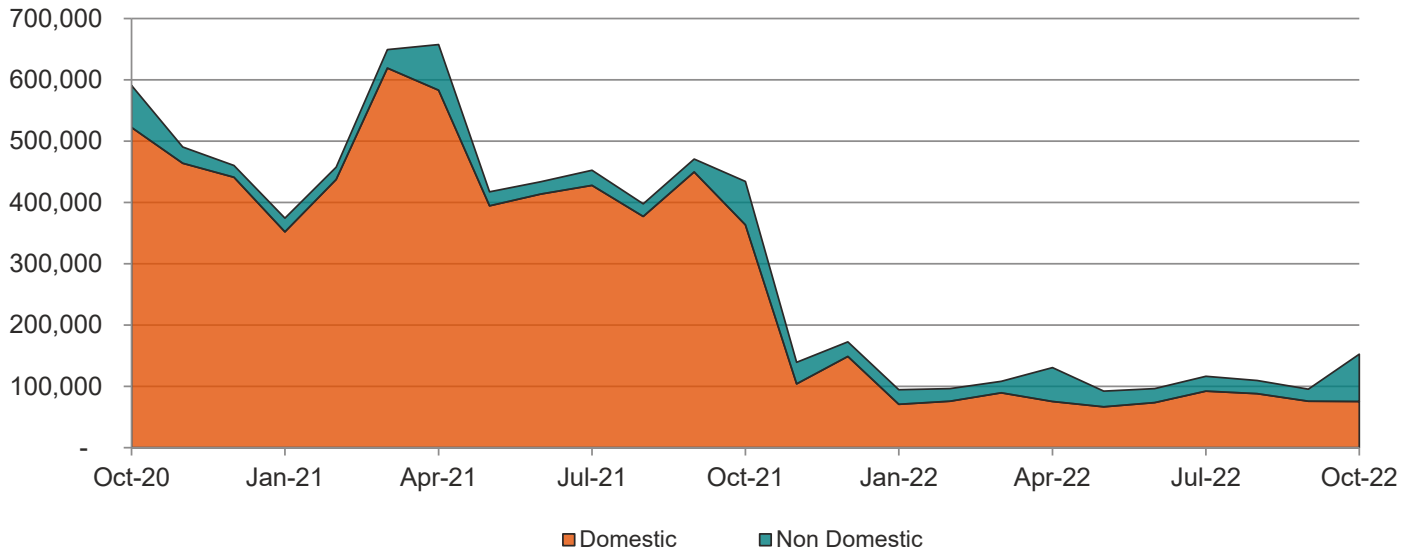


- ▶ From December 2020, larger suppliers in the market are British Gas, Bulb, EDF Energy, E.ON, Octopus Energy, OVO (including domestic business of SSE) and Scottish Power. This is based on Ofgem’s revised definition of classifying all suppliers with a market share of 5% or above in either fuel as larger.
- ▶ Gemserv Limited is the service company contracted by the MRA Service Company (MRASCo) to provide services in support of the MRA including the management of its governance and providing specialised expertise to MRASCo in support of the growing electricity retail market.
- ▶ The data referenced in these reports is for electricity only. These figures include both domestic (Profile Classes 1 and 2) and non-domestic customers (Profile Classes 3-8 and 0) but do not include customers transferred to another supplier as a result of the Supplier of Last Resort process (SOLR). Also, any switches between merged parties are considered as internal and are not counted in our switching statistics.
- ▶ These figures do not include internal electricity switching. Such statistics can be found on the [Ofgem website](#).

Change of Supply Event

A 'Change of Supply Event' is the industry term for describing when a domestic or non-domestic customer switches from one supplier to another. The total number of electricity switches in October 2022 was 152,571 (65% decrease from October 2021).

Total number of switches



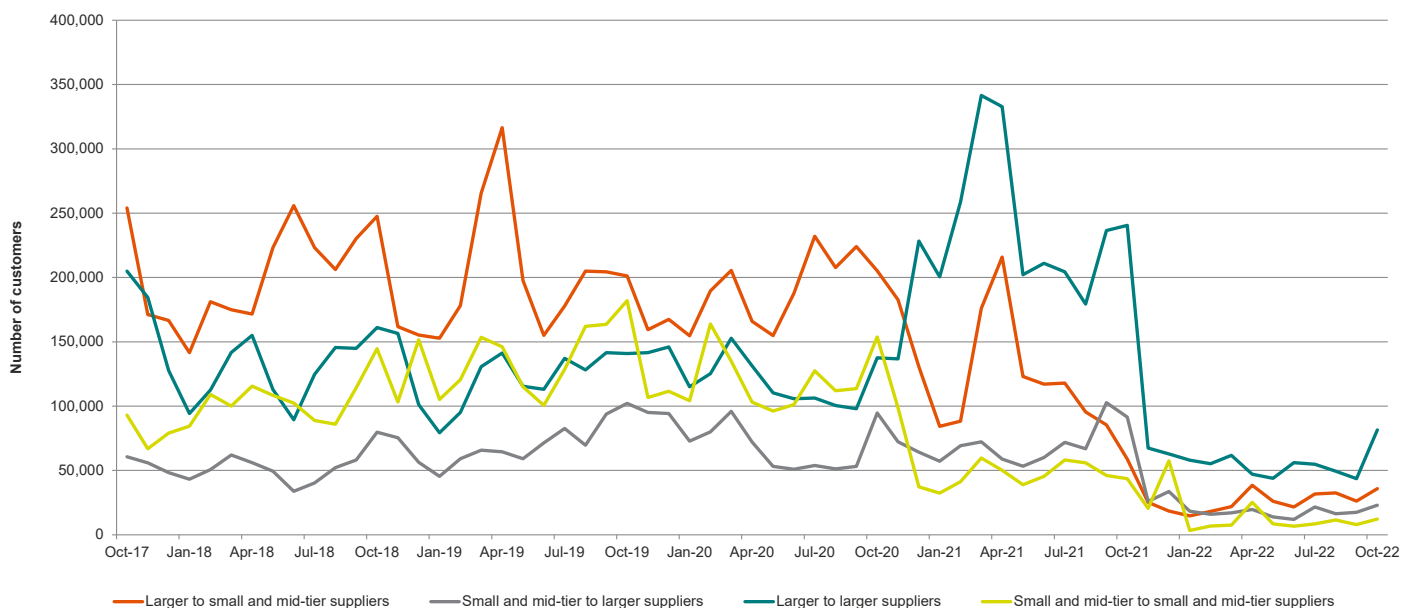
Movement between supplier groups

In October 2022, of all switches:

- ▶ **24%** were from larger to small and mid-tier suppliers
- ▶ **15%** were from small and mid-tier to larger suppliers
- ▶ **53%** were between larger suppliers
- ▶ **8%** were between small and mid-tier suppliers

Movement between small and mid-tier and larger suppliers

Change of Supply Movement Between Suppliers



Larger suppliers in the market include British Gas, Bulb, EDF Energy, E.ON (including npower), Octopus Energy, OVO (including the domestic business of SSE) and Scottish Power. Small and mid-tier suppliers consist of all the other suppliers who are licensed by Ofgem to supply electricity.

Gains by small and mid-tier suppliers

In October the net gain* by small and mid-tier suppliers within domestic market was 7,123 or 9.5% of all domestic switches.

*Net gain is the number of switches from larger to small and mid-tier suppliers minus the number of switches from small and mid-tier to larger suppliers.

A breakdown of all switches

Month Year	Breakdown of domestic switches				Totals		
	Larger to small and mid-tier suppliers	Small and mid-tier to larger suppliers	Larger to larger suppliers	Small and mid-tier to small and mid- tier suppliers	Total domestic switches	Total non- domestic switches	Total
Oct-22	18,738	11,615	37,286	7,718	75,357	77,214	152,571
Sep-22	21,795	10,466	39,512	4,029	75,802	19,459	95,261
Aug-22	27,491	10,491	44,149	6,064	88,195	21,625	109,820
July-22	26,294	13,845	47,779	4,510	92,428	24,240	116,668
June-22	16,601	8,955	43,803	4,067	73,426	23,018	96,444
May-22	17,021	7,878	38,540	3,130	66,569	25,762	92,331
Apr-22	18,170	9,483	41,173	6,703	75,529	55,056	130,585
Mar-22	17,320	11,621	57,241	3,393	89,575	18,589	108,164
Feb-22	11,571	11,287	50,483	2,346	75,687	20,555	96,242
Jan-22	9,466	15,061	43,937	2,245	70,709	23,719	94,428
Dec-21	12,972	26,811	57,696	51,176	148,655	23,753	172,408
Nov-21	19,111	17,542	61,435	5,857	103,945	35,125	139,070
Oct-21	47,062	71,560	227,896	16,775	363,293	71,174	434,467
Sept-21	80,593	96,710	230,624	41,979	449,906	20,724	470,630
Aug-21	90,768	61,204	173,718	51,418	377,108	20,719	397,827
July-21	111,855	65,573	197,565	52,722	427,715	24,746	452,461
June-21	111,802	55,245	205,317	41,580	413,944	19,924	433,868
May-21	118,042	47,118	195,459	33,919	394,538	22,808	417,346
Apr-21	207,136	52,673	274,357	48,803	582,969	74,568	657,537
Mar-21	171,583	66,506	334,957	46,254	619,300	30,268	649,568
Feb-21	86,231	64,037	246,853	40,261	437,382	20,065	457,447
Jan-21	82,188	50,282	188,286	31,405	352,161	22,189	374,350
Dec-20	124,821	58,517	221,731	36,261	441,330	23,119	464,449
Nov-20	175,605	66,884	131,039	90,370	463,898	26,562	490,460
Oct-20	189,214	80,018	127,417	125,644	522,293	68,863	591,156