

Electricity Switching – April 2023

April switching figures release

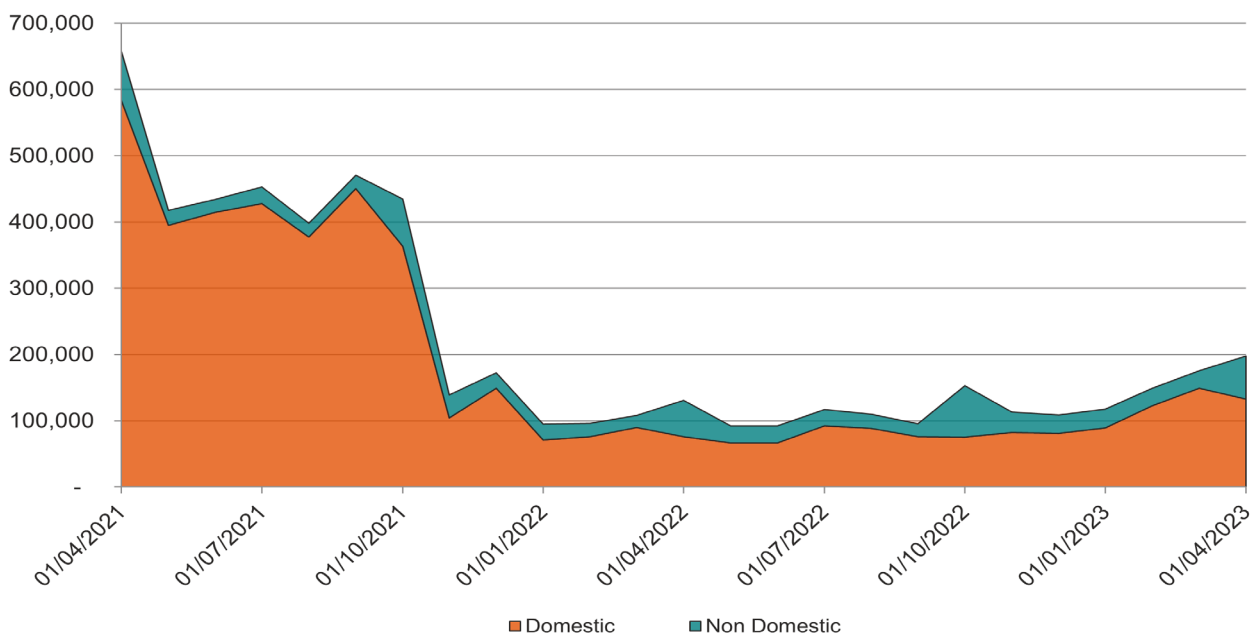
Energy UK’s electricity switching figures, published today, show that over 197,000 (197,620) customers switched to a new supplier in April 2023.

Last month, 197,620 consumers switched to a new supplier, which is an increase from March (175,334) and up by 51% compared with the same period last year. In April the non-domestic switching has more than doubled, coinciding with the end of the financial year signaling the expiry of current deals for many businesses. However, the underlying domestic demand has dipped slightly compared to last month.

Change of Supply Event

A ‘Change of Supply Event’ is the industry term for describing when a domestic or non-domestic customer switches from one supplier to another. The total number of electricity switches in April 2023 was 197,62 (51% increase from April 2022).

Total number of switches



Movement between supplier groups

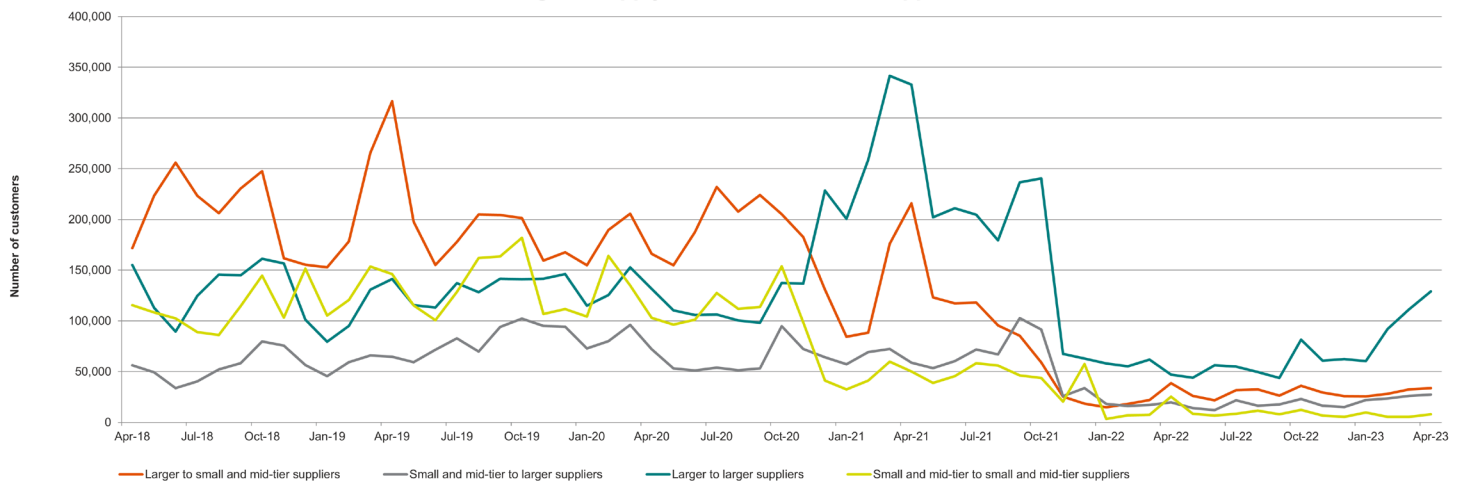
In April 2023, of all switches*:

- ▶ **17%** were from larger to small and mid-tier suppliers
- ▶ **14%** were from small and mid-tier to larger suppliers
- ▶ **65%** were between larger suppliers
- ▶ **4%** were between small and mid-tier suppliers

*Figures may not sum to 100% because of rounding.

Movement between small and mid-tier and larger suppliers

Change of Supply Movement Between Suppliers



Larger suppliers in the market include British Gas, Bulb, EDF Energy, E.ON (including npower), Octopus Energy, OVO (including the domestic business of SSE) and Scottish Power. Small and mid-tier suppliers consist of all the other suppliers who are licensed by Ofgem to supply electricity.

Gains by small and mid-tier suppliers

In April the net gain* by small and mid-tier suppliers within domestic market was 1,453 or 1.1% of all domestic switches.

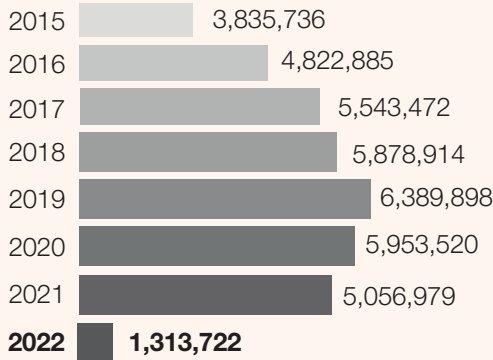
*Net gain is the number of switches from larger to small and mid-tier suppliers minus the number of switches from small and mid-tier to larger suppliers.

A breakdown of all switches

Month Year	Breakdown of domestic switches				Totals		
	Larger to small and mid-tier suppliers	Small and mid-tier to larger suppliers	Larger to larger suppliers	Small and mid-tier to small and mid-tier suppliers	Total domestic switches	Total non-domestic switches	Total
Apr-23	21,525	19,799	86,706	4,731	132,488	65,132	197,620
Mar-23	25,783	22,359	96,360	4,217	148,719	26,615	175,334
Feb-23	21,194	19,601	77,849	3,934	122,578	26,232	148,810
Jan-23	18,569	13,510	53,215	3,450	88,744	28,519	117,263
Dec-22	19,097	10,828	47,468	3,743	81,136	27,256	108,392
Nov-22	20,435	11,603	45,582	4,458	82,078	30,738	112,816
Oct-22	18,738	11,615	37,286	7,718	75,357	77,214	152,571
Sep-22	21,795	10,466	39,512	4,029	75,802	19,459	95,261
Aug-22	27,491	10,491	44,149	6,064	88,195	21,625	109,820
July-22	26,294	13,845	47,779	4,510	92,428	24,240	116,668
June-22	16,601	8,955	43,803	4,067	73,426	23,018	96,444
May-22	17,021	7,878	38,540	3,130	66,569	25,762	92,331
Apr-22	18,170	9,483	41,173	6,703	75,529	55,056	130,585

Notes for editors:

- ▶ To see the latest monthly switching stats, please visit [Energy UK's website](#).
- ▶ The rise in switching figures over last few years has been as follows:



- ▶ From December 2020, larger suppliers in the market are British Gas, Bulb, EDF Energy, E.ON, Octopus Energy, OVO (including domestic business of SSE) and Scottish Power. This is based on Ofgem’s revised definition of classifying all suppliers with a market share of 5% or above in either fuel as larger.
- ▶ Genserv Limited is the service company contracted by the MRA Service Company (MRASCo) to provide services in support of the MRA including the management of its governance and providing specialised expertise to MRASCo in support of the growing electricity retail market.
- ▶ The data referenced in these reports is for electricity only. These figures include both domestic (Profile Classes 1 and 2) and non-domestic customers (Profile Classes 3-8 and 0) but do not include customers transferred to another supplier as a result of the Supplier of Last Resort process (SOLR). Also, any switches between merged parties are considered as internal and are not counted in our switching statistics.
- ▶ These figures do not include internal electricity switching. Such statistics can be found on the [Ofgem website](#).